

ALC

Premium Passthrough Dishwasher – 500mm Rack W 750mm x D 750mm x H 2020mm

The Starline Premium Range represents the most technologically advanced dishwashers in the Starline line up. They are built to deliver the best wash results alongside the latest enhancements such as advanced electronic controllers, enhanced filtration and thermal and acoustic installation to provide an optimal operating environment around the machine. Our assured rinse system ensures constantly great rinsing every cycle, while the soft start functionality protects your glassware and crockery.

With a powerful wash pump the Starline ALC is the perfect machine for fast paced kitchens that need a high powered machine designed to keep up with very busy operations.

Equipped with the SEED certified Washtech C3 Condenser, the ALC generates the same great wash results as the AL while running on a cold water supply. Use of steam to pre-heat the cold inlet water enables the ALC to reduce energy consumption, emissions and ventilation requirements, while also providing a cooler and drier operating environment.

Special Features

- SEED certified Washtech C3 Condenser makes the ALC suitable for installation without an extraction canopy in many situations
- The C3 Condenser is a full heat recovery unit which preheats cold water supply, significantly reducing the steam emissions and energy consumption
- Self cleaning jets located above the heat condenser ensures longevity of the unit and a similar maintenance regime to the AL

Standard Features

- Autostart on door closure 60, 80 and 110 second cycles
- Washes up to 1,620 plates per hour
- Easy installation supplied complete with:
 - Water supply hose
 - Dual detergent and rinse aid pumps with injector lines
 - Drain pump outlet hose
 - No commissioning required
- Reliable results through robust stainless steel wash and rinse arms with precision stainless jets
- Durable stainless steel construction
- Comprehensive 12 month Starline warranty
- Low hot water consumption of 2.4 litres per cycle
- Soft start ensures great wash results through progressively pressurising the cycle to provide a consistent and even clean every time
- EcoPower reduces temperatures and energy consumption when machine is not being used
- Full thermal and acoustic insulation (via dual stainless steel panelling) to provide a cooler and quieter operating environment
- Enhanced filtration system that allows you to drain it straight from the keypad, with no need to put your hand in the machine

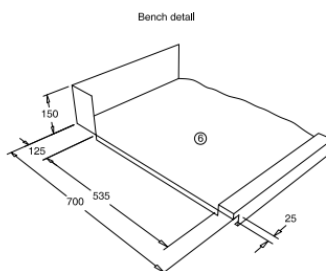
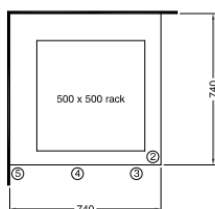
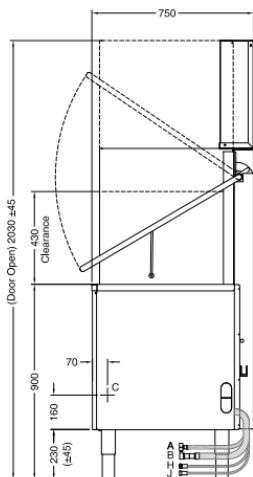
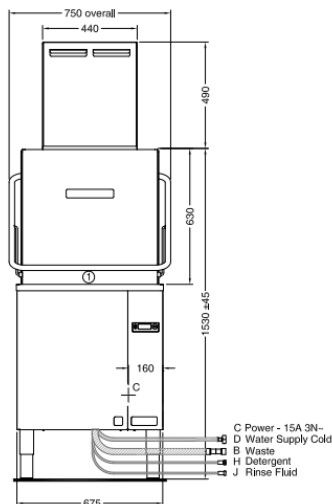
Includes:

- 2 x 600 70028 - 500mm dish rack
- 1 x 600 70029 - 500mm cup rack
- 1 x C660503 - cutlery container
- 1 x C660508 - cutlery basket



ALC

Premium Passthrough Dishwasher – 500mm Rack
W 750mm x D 750mm x H 2020mm



In-line Installation

① Bench gap 640

Corner Installation

② wall to front inside corner of wash tank 740

③ machine must face left for access to controls

④ allow 300 clearance beneath bench to front for service access

⑤ splashback return no higher than 150

⑥ left side is mirror image



ISO9001

All Starline products are designed and manufactured by Washtech using the internationally recognised ISO9001 quality management system, covering design, manufacture and final inspection, ensuring consistent high quality at all times.

In line with policy to continually develop and improve its products, Washtech reserves the right to change specifications and design without notice.

A Cold water

Temperature	20°C
Connection	3/4" male; hose supplied
Pressure	200–350kPa
Flow	15 litres per min
Quality	Potable & soft
Backflow Prevention	Atmospheric Vacuum breaker
Consumption	2.4litres per cycle

B Waste

Connection	Hose supplied for 38mm open standpipe 750 high or connection to sink trap
------------	---

C Electrical

Three phase	400V 50Hz 15A/phase
-------------	---------------------

Nominal Power Consumption

3P / 15A = 6.0kW rinse / 2.5kW wash / 10.kW max

Dimensions

Width	750mm
Depth	750mm
Height	2020mm
Weight	120kg

Packed Dimensions

Width	800mm
Depth	950mm
Height	1475mm
Weight	140kg
Cubicmetres	1.1m ³

Water Quality Requirements

Hardness	ppm	pH
Min	20	7
Max	100	8

Ions	Cl ⁻	SO ₄	Fe	Mn	Cu	Cl ₂
Max mg/l	100	400	0.1	0.5	0.05	0.1

Refer operator manual for installation instructions

WASHTECH LTD
PO Box 90-548
Auckland 1142
414 Rosebank Road
Avondale
Auckland 1026
New Zealand
Phone 09 829 0930
info@washtech.co.nz
www.starline.co.nz



On call service where you are. Washtech provides full service backup, 24 hours a day, 7 days a week with factory based technicians and a comprehensive nationwide network of independent service providers. STARLINE SERVICE 09 829 0923 © Copyright Washtech 2015

an Ali Group Company



The Spirit of Excellence