

M1C

Compact Passthrough Dishwasher – 450mm Rack W 630mm x D 650mm x H 2025mm

The Starline Professional Range combines the best of modern technology with an uncompromising use of high quality components and heavy duty stainless steel construction. The result is a machine that you can rely on for great wash results for many years to come.

The Starline M1C incorporates intuitive electronic controls providing soft wash start, eco power save system, easy to read temperatures for HACCP reporting, chemical pump adjustments and priming, cycle customisation, immediate fault diagnosis and many other options. Where space in a restaurant, café or aged care facility is at a premium, the M1C is a great solution. With the use of 450mm racks the M1C requires a bench gap just of 510mm, has a depth of only 650mm and is compatible with 600mm deep benching.

Equipped with the SEED certified Washtech C3 Condenser the M1C runs on a cold water supply. Use of emitted steam to pre-heat the cold inlet water enables the M1C to reduce energy consumption, emissions and ventilation requirements, while also providing a cooler and drier operating environment.

Special Features

- SEED certified Washtech C3 Condenser makes the M1C suitable for installation without an extraction canopy in many situations
- The C3 Condenser is a full heat recovery unit which preheats cold water supply, significantly reducing the steam emissions and energy consumption
- Self cleaning jets located above the heat condenser ensures longevity of the unit and a similar maintenance regime to the M1

Standard Features

- Autostart on door closure 1, 2 and 3 minute cycles
- Washes up to 960 plates per hour
- Easy installation supplied complete with:
 - Water supply hose
 - Dual detergent and rinse aid pumps with injector lines
 - Drain pump outlet hose
 - Compact bench gap
 - No commissioning required
- Reliable results through robust stainless steel wash and rinse arms with precision stainless jets
- Durable stainless steel construction
- Comprehensive 12 month Starline warranty
- Low cold water consumption of 2.4 litres per cycle
- Assured final rinse ensures the correct temperature and pressures every time through it's rinse pump and 316 stainless break tank
- Double filtration system via scrap trays and separate wash inlet filter
- Soft start ensures great wash results through progressively pressurising the cycle to provide a consistent and even clean every time
- EcoPower reduces temperatures and energy consumption when machine is not busy

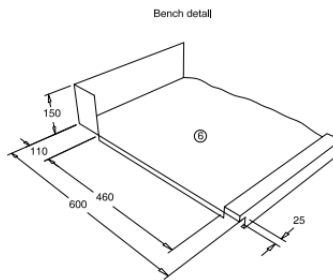
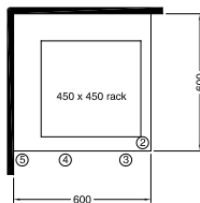
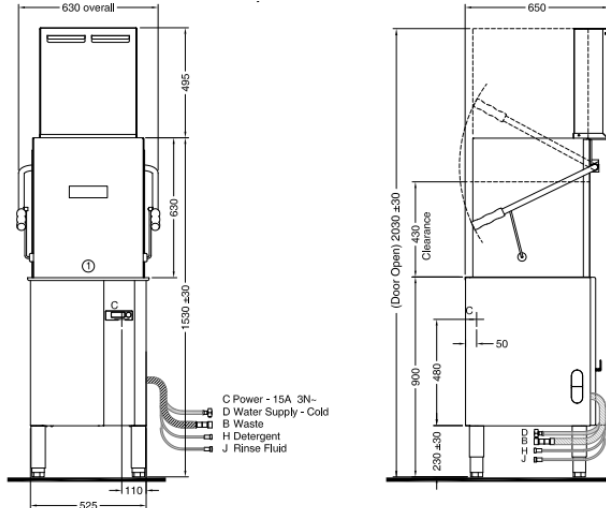
Includes:

- 2 x 600 70081 - 450mm dish rack
- 1 x 600 70080 - 450mm cup rack
- 1 x C660503 - cutlery container



M1C

Compact Passthrough Dishwasher – 450mm Rack
W 630mm x D 650mm x H 2025mm



In-line Installation

① Bench gap 510

Corner Installation

② wall to front inside corner of wash tank 600

③ machine must face left for access to controls

④ allow 300 clearance beneath bench to front for service access

⑤ splashback return no higher than 150

⑥ left side is mirror image

A Cold water

Temperature 20°C
Connection 3/4" male; hose supplied
Pressure 200-350kPa
Flow 15 litres per min
Quality Potable & soft
Backflow Prevention Atmospheric Vacuum Breaker
Consumption 2.4 litres per cycle

B Waste

Connection Hose supplied for 38mm open standpipe 750 high or connection to sink trap

C Electrical

Three phase 400V 50Hz 15A/phase

Nominal Power Consumption

3P / 15A = 7.5kW rinse / 2.5W wash / 8.61kW max

Dimensions

Width 630mm
Depth 650mm
Height 2025mm
Weight 80kg

Packed Dimensions

Width 695mm
Depth 750mm
Height 1970mm
Weight 101kg
Cubicmetres 1.03m³

Water Quality Requirements

Hardness	ppm	pH
Min	22	7
Max	100	8

Ions	Cl ⁻	SO ₄ ⁻	Fe	Mn	Cu	CL ₂
Max mg/l	100	400	0.1	0.5	0.05	0.1

Refer operator manual for installation instructions



ISO9001

All Starline products are designed and manufactured by Washtech using the internationally recognised ISO9001 quality management system, covering design, manufacture and final inspection, ensuring consistent high quality at all times.

In line with policy to continually develop and improve its products, Washtech reserves the right to change specifications and design without notice.

WASHTECH LTD
PO Box 90-548
Auckland 1142
414 Rosebank Road
Avondale
Auckland 1026
New Zealand
Phone 09 829 0930
info@washtech.co.nz
www.starline.co.nz



On call service where you are. Washtech provides full service backup, 24 hours a day, 7 days a week with factory based technicians and a comprehensive nationwide network of independent service providers. STARLINE SERVICE 09 829 0923 © Copyright Washtech 2016

an Ali Group Company



The Spirit of Excellence