

# XD

UNDERCOUNTER DISHWASHER

# STARLINE

by **WASHTECH**



### STANDARD FEATURES

- 1 and 2 minute cycles
- W500 x D560 x H390 wash chamber for oversized items
- Suitable for dish and GN 1/1 pan washing
- Washes up to 1,080 dishes / 240 GN pans per hour
- 2.2L per cycle water consumption
- Washtech hybrid controls
- Hands-free drainage c/w drain pump
- 0.5HP wash pump
- Smartpower mini solid detergent dispenser
- Stainless steel wash and drain filter

- 1x 500mm open ended dish rack (600 70037)
- 1x 500mm cup rack (600 70029)
- 1x cutlery container (C660503)
- Quick connection kit (all hoses and 15A plugset)

### SPECIFICATIONS

#### A - Hot Water

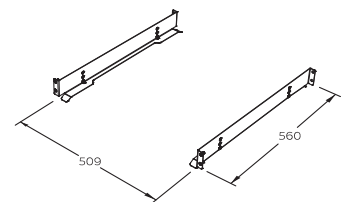
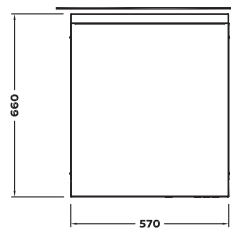
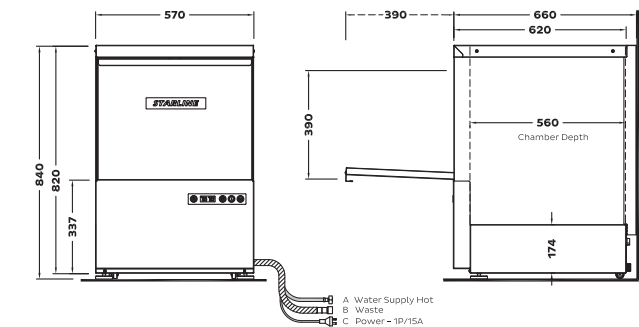
Temperature	65°C
Connection	3/4" male, hose supplied
Pressure	200-350kPa
Flow	20L per minute
Backflow prevention	Atmospheric vacuum breaker
Consumption	2.2L per cycle*

#### D - Drainage

Drain pump flexi-hose	25mm
-----------------------	------

#### C - Electrical

<b>V</b>	<b>Hz</b>	<b>A/ph</b>	<b>Max kW</b>	
Single phase	230-240	50	15	3.37



#### Dimensions

Width (mm)	570	Packed	605
Depth (mm)	600		660
Height (mm)	840		940
Weight (kg)	54		64
Volume (m3)			0.37

#### Water Quality

pH	Min 7	Max 8
Hardness	Min 20	Max 100
Cl-		100
SO4		400
Fe		0.1
Mn		0.5
Cu		0.05
Cl2		0.1

\*Water consumption rates may vary based on site conditions.  
Isolating switch must be within 1m of, and not directly behind, the machine.  
Refer to operator manual for installation instructions.

In line with policy to continually develop and improve its products,  
Washtech reserves the right to change specifications and design without notice.

an Ali Group Company



the spirit of excellence