

# GLV

COMPACT UNDERCOUNTER  
DISHWASHER

# STARLINE

by **WASHTECH**



## STANDARD FEATURES

1, 2 and 3 minute cycles  
Compatible with 435mm to 450mm racks  
Touchscreen controls providing advanced customisation  
0.5HP soft start wash pump  
Dual chemical pumps  
Rapid recovery rinse tank and booster pump  
Hands-free drainage system with sump and drain pump  
Heavy-duty stainless steel scrap tray and waste basket  
Adjustable tilting rack slide  
Heavy-duty stainless steel wash and rinse arms  
Heavy-duty stainless steel construction

1x 450mm dish rack (600 70081)  
1x 450mm cup rack (600 70080)  
1x cutlery container (C660503)

## SPECIFICATIONS

### A - Water

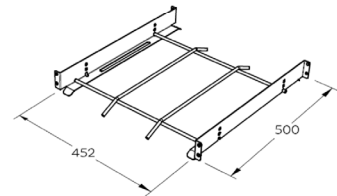
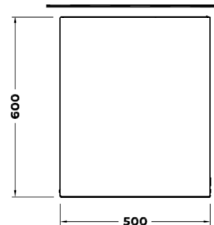
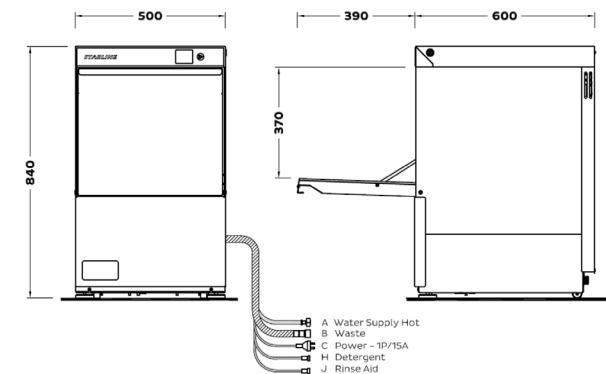
Temperature	65°C*
Connection	3/4" male, hose supplied
Pressure	100-350kPa
Flow	20L per minute
Backflow prevention	Atmospheric vacuum breaker
Consumption	2.4L per cycle

### D - Drainage

Drain pump flexi-hose	25mm
-----------------------	------

### C - Electrical

	V	Hz	A/ph	Max kW
Single phase	230-240	50	12	2.87
Single phase	230-240	50	22	5.37
Three phase	400-415	50	12	8.60



### Dimensions

	Machine	Packed
Width (mm)	500	540
Depth (mm)	600	640
Height (mm)	840	875
Weight (kg)	64	66
Volume (m3)		0.29

### Water Quality

	Min	Max
pH	7	8
Hardness	20	100
Cl-		100
SO4		400
Fe		0.1
Mn		0.5
Cu		0.05
Cl2		0.1

Isolating switch must be within 1m of, and not directly behind, the machine.  
Refer to operator manual for installation instructions.

In line with policy to continually develop and improve its products, Washtech reserves the right to change specifications and design without notice.

an Ali Group Company



the spirit of excellence