




# Ice Storage Bins

## Model

- D320C  
  D400C  
  D420C  
  D570C  
  D970C

## D Bins

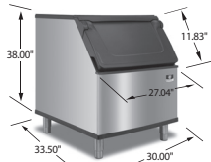
.75" (1.90 cm) Bin drain



**D320C**  
264 lbs. (120 kgs)



**D570C**  
532 lbs. (241 kgs)



**D400C**  
365 lbs. (166 kgs)



**D970C**  
882 lbs. (400 kgs)



**D420C**  
383 lbs. (174 kgs)



Ergonomic NSF approved sanitary ice scoop included

## D Bin Features

**New Sanitary Scoop** Ergonomic NSF approved sanitary ice scoop included with each bin. Built-in knuckle and thumb guard. Unique molded retaining lip allows maximum scooping every time. Per scoop capacity approximately 5.3/ lbs (2.4 kg)

**Scoop Holder options** New built-in scoop holder, keeps the ice scoop handle above the ice, or purchases the optional NSF approved External Scoop Holder Kit # K00461.

**New Door design** Clever built in side grips allow you to lift the bin door from anywhere you are standing (left, right or center) even when you have just one hand free.

### Foamed Insulated Door

Insulates the ice bin, reduces sweat on the door, helps keep ice lasting longer.

**Stay up door** Unique cammed bin door self-latch keeps the door in the open position and keeps the employee safe when scooping ice.

**Ergonomic Door design** Door is angled 53 degrees to allow for easier access to the ice in the bin especially when scooping from the bottom.

**New Bin liner** Polyurethane Artic Blue bin liner accentuates the crisp clear ice from a Manitowoc Ice Machine.

## Warranty

Bin & Accessories: 3 Year Parts & Labor.

D Bin Model	D-Bin Capacities				D-Bin Dimensions					
	*Application Capacity		**2018 AHRI Capacity		Height		Width		Depth	
	lbs.	kgs	Cu. ft	Cu. M	in.	cm	in.	cm	in.	cm
D320C	264	119.90	8.9	0.25	38	96.5	22	55.9	34	86.4
D420C	383	173.79	12.9	0.37	50	127	22	55.9	34	86.4
D400C	365	165.70	12.3	0.35	38	96.5	30	76.2	33.5	85.0
D570C	532	241.14	17.9	0.51	50	127	30	76.2	34	86.4
D970C	882	400.11	29.7	0.84	50	127	48	121.9	34	86.4

\*Application Capacity is based on 90% of the volume x 33 lbs/ft<sup>3</sup> average density of ice. Ice must be managed  
 \*\*2018 AHRI certified measurement for bin capacity

Above bin heights include leg height of 6" / 15.24 cm  
 All bins include sanitary plastic scoop and onsets of adjustable (6in to 7.75 in / 15.24 to 20.32 cm) chrome legs  
 External Scoop holder order separately Kit # K00461  
 Metal Scoop order separately Kit # K00463



Welbilt reserves the right to make changes to the design or specifications without prior notice.



## D Bins

Indigo Ice Machines Series												
Machine			iT420	iYF0520 iT620	iF0300, iT0300	iT450	iT0500 &iF0500N	iF0600N, iF0600C, iT0750	iF0900N, iT0900, iF0900C	iYF1000 iT1200, iT1200C	iF1400C, iF1800C	iYF1400, iT1500, iT1900
Machine Capacity @90/70 F			375	465	240	378	440	555, 530	710, 714	950, 1000	1200 1470 1600	1360, 1455
Bins	Bin Cap	Width	22"	22"	30"	30"	30"	30"	30"	30"	30"	48"
D320C	264	22"	*	*								
D420C	383	22"	*	*								
D400C	365	30"	K00472	K00472	*	*	*	*	NR	NR	NR	
D570C	532	30"	K00472	K00472	*	*	*	*	*	*	NR	
D970C	882	48"	NR	NR	NR	K00470	K00470	K00470	K00470	K00470	K00471 + K00470	*

Manitowoc Flaker and Nugget Machines											
Machine			RNF320	RFF320	RNF620	RFF620	RNF1020	RFF1220C	RNF1100	RFF1300 & RNF2000C	RFF2200C
Machine cap			251	286	451	540	825	958	825	874	1702
Bins	Bin cap	Width	22"	22"	22"	22"	22"	22"	30"	30"	36.7"
D320C	264	22"	*	*	NR	NR	NR	NR			
D420C	383	22"	*	*	*	*	NR	NR			
D400C	365	30"	K00472	K00472	K00472	K00472	NR	NR	NR	NR	
D570C	532	30"	NR	K00472	K00472	K00472	NR	NR	*	*	
D970C	882	48"	NR	NR	K00473	K00473	K00473 if 2 used.	K00473 if 2 used.	K00470	K00470	K00470

An optional adapter is required when putting a narrower ice machine on a wider bin.

\* No adapter is needed

NR= Not Recommend. Bin too small or too large for application.

Putting a wider machine on narrower bin is not an option.

Machines side by side must be water cooled or remote.

Application Bin Capacity shown in lbs using the AHRI rating based on 90% of total volume x 33 lbs/ft<sup>3</sup> average density of ice.

Machine capacity shown in lbs/24hrs using the AHRI rating base at 90F ambient, 70F water temperature

# Ice Storage Bins

## Available Accessories See price book for replacement: scoops, legs, specialty legs and casters

### K00146 Convenient Ice Bagger

Includes bagger, D-bin adapter, and 250 bags and ties (Not for D320 or D400) Order K00068 replacement bags



### K00461 External Scoop Holder

NSF approved. Can be mounted on the left or right side of bins, horizontally or vertically or on a wall.




### K00463 Metal Scoop

Indestructible NFS approved aluminum alloy with sanitary knuckle and thumb guard. Works with K00461 external scoop holder or hangs inside the D-Bin series. Limited life time guarantee.



### K00462 Secure Fastening Kit

Securely fast the Indigo<sup>®</sup> ice machine head to the pre-drilled inserts on the back of the D-bin series. Stainless steel flanged feet attach to bin and can be screwed to the floor



Welbilt reserves the right to make changes to the design or specifications without prior notice.