

## PRODUCT FEATURES

- Fully automatic self cleaning cycle. Actively removes collected grease & oils from tank without any operator assistance. Comes complete with Digital Control and Grease Collector.
- Constructed of corrosion resistant materials suitable for installation in virtually any location. Attractive sanitary Stainless Steel exterior.
- Integrated Motor/Grease Outlet/Heater/Lid enables a fast, do-it-yourself unit operation reversal.
- Compact footprint.
- Two (2) No-Hub Connectors provided.

## SPECIFICATIONS

Construction: \_\_\_\_\_ Exterior: 304 Stainless Steel, Bright Finish  
Interior: Rotationally Molded Polyethylene

Electrical: \_\_\_\_\_ 115 VAC, 50/60 Hz, 520 Watts (4.5 Amps)\*

Flow Rating: \_\_\_\_\_ 20 GPM (1.26 l/s)

Oil Retention Capacity: \_\_\_\_\_ 22.7 gallons (85.9 l)

No. of Skimming Wheels: \_\_\_\_\_ 1

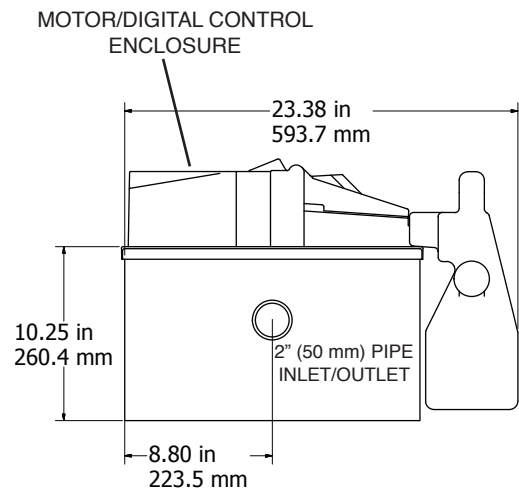
Grease Retention Capacity: \_\_\_\_\_ 40+ Pounds (18.14 Kg)

Internal Solids Strainer Capacity: \_\_\_\_\_ 1.85 Gallons (7 Liters)

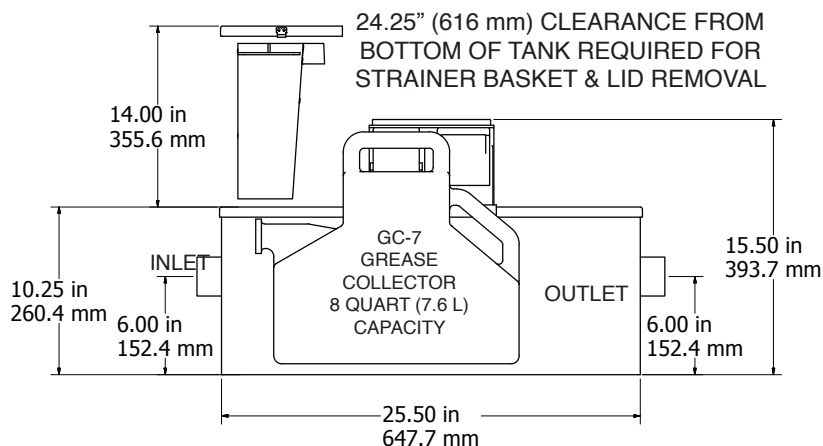
Inlet/Outlet: \_\_\_\_\_ 2" (50 mm)

\*For Additional Electrical Configurations, see Electrical Variations section on page 2.

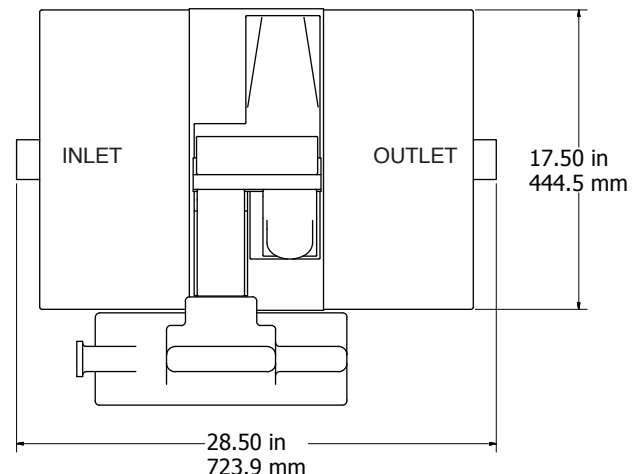
### END VIEW



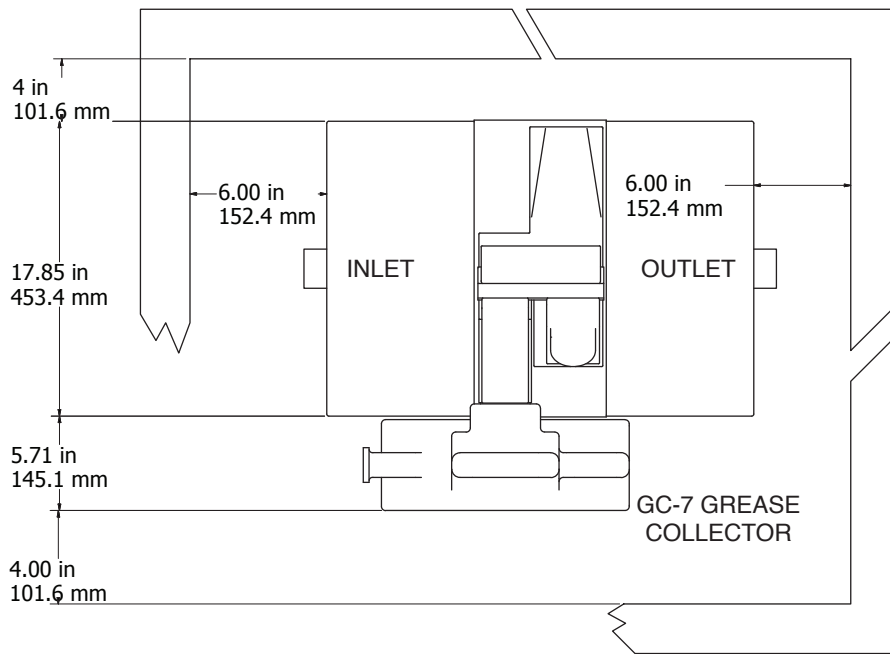
### SIDE VIEW



### TOP VIEW



## W-200-IS Specifications



### INSTALLATION NOTES

1. READ instruction manual included with system before installing/operating.
2. Install unit allowing for the minimum clearances shown. Make sure there is sufficient space above Internal Strainer access cover to remove the strainer [minimum of 14" (356mm)]
3. Make piping connections with rubber "No Hub" connectors.
4. Keep outlet piping as straight as possible. Use only "sweep" connections.
5. Install vent on outlet piping.
6. Fill the tank with water before energizing the power to the motor and heater.
7. Do not install "P" Trap on outlet connection of tank (unit already has internal gas trap).
8. Do not reduce pipe size on outlet piping
9. Do not pressure test unit.

Equipment must be installed in compliance with all applicable laws, regulations and codes, including plumbing codes. Installation should be performed by a qualified plumbing contractor.

### JOB SPECIFICATION

Grease and oils separator(s) shall be Thermaco Big Dipper automatic grease/oil recovery system(s) as manufactured by Thermaco, Inc., Asheboro, North Carolina as noted on plans.

### AUTOMATIC GREASE REMOVAL DEVICE SPECIFICATIONS

Furnish and install \_\_\_\_ Thermaco Big Dipper Model No. W-200-IS, bright finish type 304 stainless steel exterior, rotationally molded polyethylene interior automatic self-cleaning grease and oil recovery separator(s) for floor mounted or partially recessed installation, rated at 20 gallons per minute (1.26 liters per second) peak flow, 40 pounds (18.14 Kg) of grease capacity and including as an integral part of the unit, 1 rotating gear hydrophobic wheel assembly for automatic grease/oil removal, an integral flow control device, self-regulating enclosed electric immersion heater, a vessel vent, an integral gas trap, a digital control for programmable operation, a field reversible motor location, a field reversible grease/oil sump outlet, quick release stainless steel lid clamps, a gasketed and fully removable 304 stainless steel lid, a lift-out strainer basket access, an internal stainless steel strainer basket for collection of coarse solids, and a separate grease and oils collection container. Electric assembly shall be tested to comply with pertinent sections of the Standards for Safety ANSI/UL 73 and/or ANSI/UL 1004. Electric motor equipped with overload protection. Two (2) no-hub connectors for plumbing connection provided.

### ELECTRICAL VARIATIONS

- ☐ W-200-IS: 115V 50/60Hz, 520 Watts (4.5 Amps)
- ☐ W-200-IS-E: 230V 50/60Hz, 520 Watts (2.3 Amps)

### SUBMITTAL OPTIONS

- ☐ FS-1 Point Source Flat Strainer
- ☐ ESU-1 External Strainer (1.16 Gallons of additional solids storage capacity)
- ☐ AP-6000-1-TK Alarm Probe for excessive grease accumulation
- ☐ AP-6000-1-TKDC Alarm Probe with dry contact for remote warning light notification
- ☐ HAG-2 Horizontal Air Gap Assembly with 2" connection
- ☐ HAG-BA-1 Solids Strainer Baskets for use with HAG-2 Assembly (Specify Quantity based on Number of Sinks: \_\_\_\_)