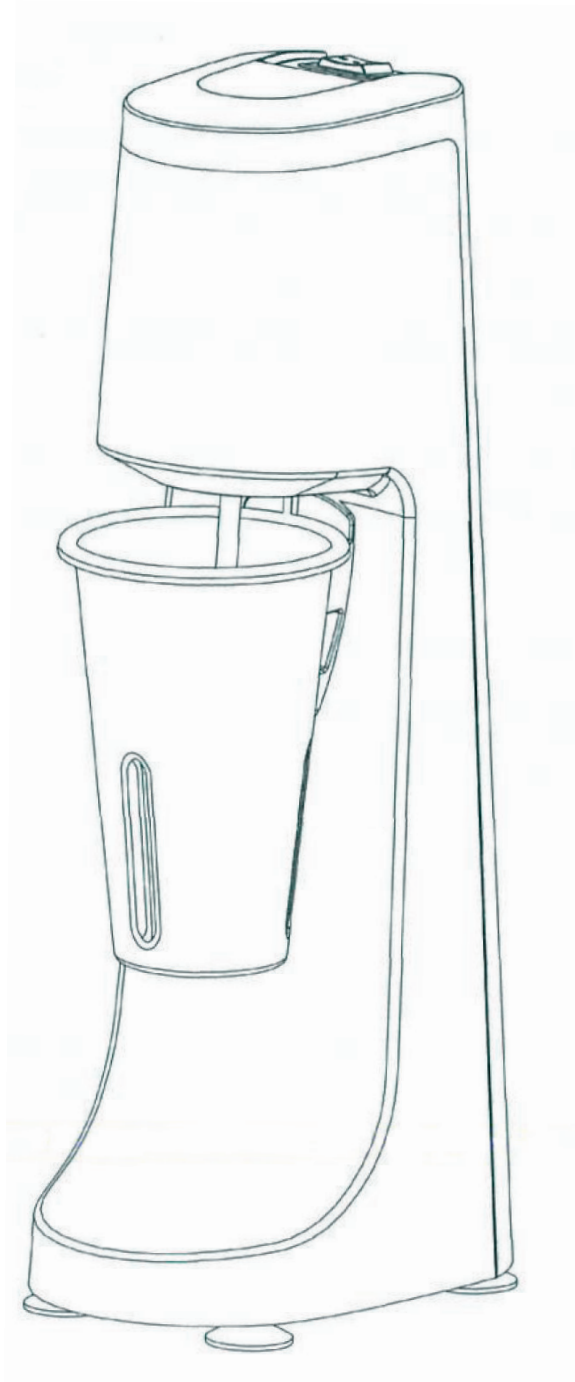


# **Drink Mixer Operation Manual**



**ESM17–Delta Single Milkshake Mixer**

**Before operating this unit, please read manual completely.**

# IMPORTANT SAFETY INSTRUCTIONS

Your safety and the safety of others is very important.

We have provided many important safety messages in this manual and on your appliance.

Always read and obey all safety messages.

**WARNING - WHEN USING ELECTRICAL APPLIANCES, BASIC SAFETY PRECAUTIONS SHOULD BE FOLLOWED TO REDUCE THE RISK OF PERSONAL INJURY, INCLUDING THE FOLLOWING:**

- Read all instructions before using mixer.
- Plug into a grounded outlet.
- Do not use an adapter.
- Do not use an extension cord.
- Disconnect power before cleaning or servicing, and before installing or removing agitator.
- Do not spray or submerge mixer.
- Always use metal container when mixing.
- Do not put spoon or other utensils in metal container when mixing.
- Do not allow agitator to hit container sides when mixing.
- Inspect mixer and agitator daily.
- Replace agitators only if required.
- Do not operate any appliance with a damaged cord or plug, or after the appliance malfunctions or is damaged in any manner.
- If the supply cord of this appliance is damaged, it must be replaced by the manufacturer or its service agent or a similar qualified person.

## SAVE THESE INSTRUCTIONS



• Electrical Shock Hazard • Disconnect power before cleaning mixer • Failure to follow these instructions can result in death or electrical shock.



Electrical Shock Hazard • Plug into a grounded outlet • Do not remove ground • Do not use an adapter • Do not use an extension cord • Failure to follow these instructions can result in death, fire, or electrical shock.



Cut Hazard • Disconnect power before installing or removing agitator • Always use metal container when mixing • Do not put hands, spoons, or other utensils in metal container when mixing • Failure to follow these instructions can result in serious injuries or cuts.

### Sanitizing

1. Fill container with sanitizing solution (1 tablespoon/15mL of household bleach per 1 gallon/3.8L of clean, cool water at 60°F/16°C to 3/4 full. Position the container properly on the mixer and run on low speed (I) for 1 minute.

2. Remove the container. Empty sanitizing and rinse container.

3. To dry, run the mixer on low speed (I) for 30 seconds with the empty container in place.

**DO NOT RINSE AFTER SANITIZING IS COMPLETE.**

### Note:

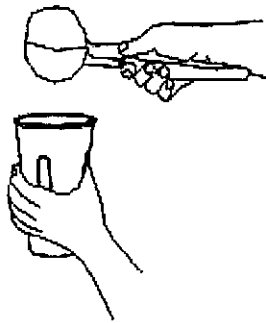
If preferred, the container guide, container, and agitator may be cleaned in a dishwasher.



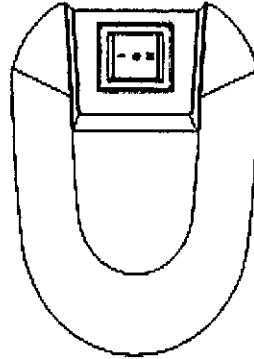
**To Avoid Damage  
do not lift mixer  
by the shaft.**




1.



2.

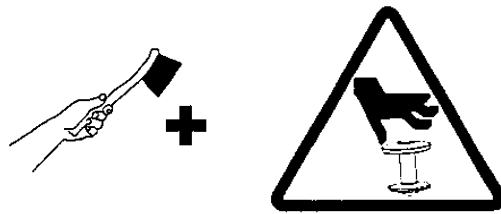


3.

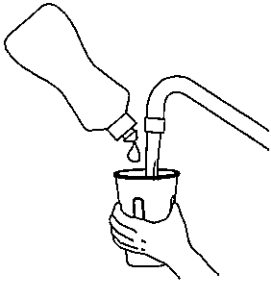


4.






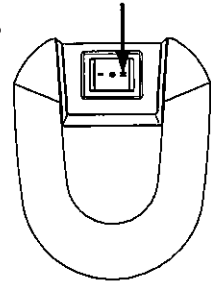
1.



2.




3.

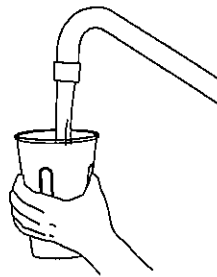


00:0100

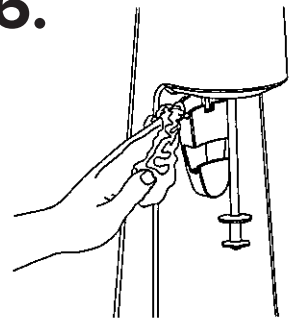
4.



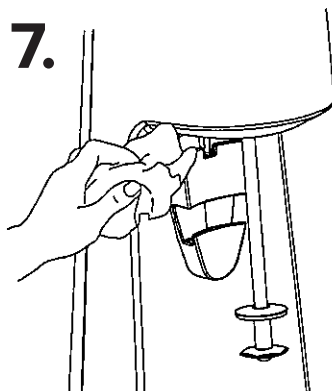
5.

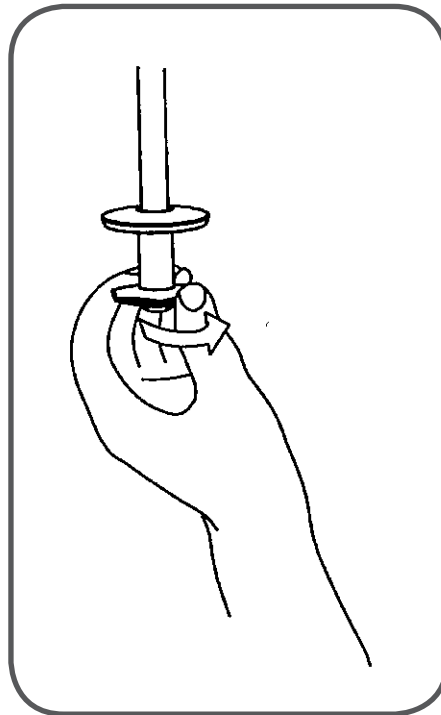


6.



7.





**Motor: 400W**  
**Power Supply: Local Supply**  
**Dimensions/CTN: 25.5\*21\*56**  
**Gross Weight: 7.2Kg**

**INSTRUCTIONS FOR PROPER DISPOSAL OF THIS PRODUCT PURSUANT  
TO THE EUROPEAN UNION'S DIRECTIVE ON ELECTRICAL WASTE.**

Please do not dispose electrical equipment as ordinary waste. Help conserve natural resources and protect the environment: when you have finished using this product, please dispose of it at your local waste collection or recycling center in the area reserved for electrical equipment. Contact your local authority to find the nearest waste collection center. To remind you to dispose of this product responsibly and separately from ordinary waste, it is marked with the symbol of a crossed-out trash bin.

