

# fiamma

*behind every great taste*



## caravel espresso



**STATIC  
PRE-INFUSION**



**ONE TOUCH**



**EASY CARE**



**AUTOMATIC**



**SEMI-AUTOMATIC**



**CUP WARMING**



**TALL CUPS**



**COMPACT  
VERSION**



**OPTIONAL:  
SMALL CUPS**














**OPTIONAL:  
COLOURS &  
FINISHINGS**



**OPTIONAL:  
STAINLESS  
STEEL**

# caravel espresso



STANDARD FEATURES			Tall Cups Work area that allows the use of up to 14 cm high cups
	One touch Easy to use, lighted keyboards with high resistance		Compact Version The power of 2 groups in the body of a 1-group-machine
	Easy Care Automatic cleaning cycles for the groups	OPTIONALS * MINIMUM ORDER QUANTITIES APPLY	
	Static Pre-Infusion Mechanic system that guarantees an even and gentle pre-infusion of the coffee		Stainless steel Exterior completely in stainless steel
	Automatic Programmable portions for coffee on each group (CV)		Small cup Low groups for classic espresso cups
	Semi-Automatic Manual portioning		Colours Side panels in Red, White, Black
	Cup Warming Generous cup warming area		

	CARAVEL I	CARAVEL II	CARAVEL II COMPACT	CARAVEL III
Dimensions (LDH)	475 x 563 x 530 mm	665 x 563 x 530 mm	475 x 563 x 530 mm	875 x 563 x 530 mm
Groups	1	2	2	3
Power	1.95 kW	3.8 kW	2.7 kW	5.2 kW
Power Supply	~220-230 V	~220-230 V	~220-230 V	~220-230 V/400V-2N
Boiler	5 l	11 l	6.5 l	18 l
Water tap	1	1	1	1
Steam wands	1	2	1	2
Weight	45 kg	59 kg	52.5 kg	76 kg
Automatic (CV)	2.0.016.7014	2.0.017.7014	2.0.017.7034	2.0..018.7014
Semi-automatic	2.0.016.7011	2.0.017.7011	2.0.017.7031	2.0.018.7011