



DISPLAY CABINETS



www.southernhospitality.co.nz • weborders@southernhospitality.co.nz

FREEPHONE 0800 503 335 • FREE FAX 0508 559 955



ERD97



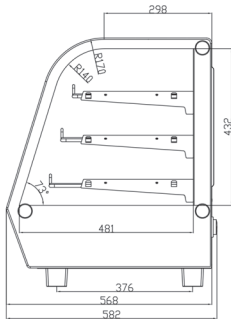
ERD98

ERD97 & ERD98

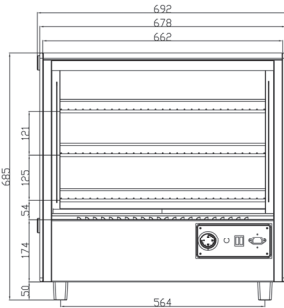
CURVED BENCHTOP HOT DISPLAY CABINETS

STANDARD FEATURES

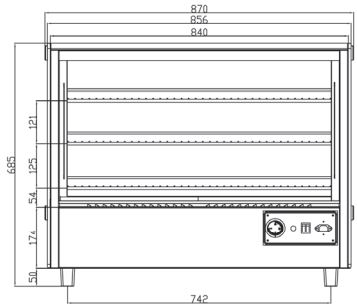
- Stainless steel
- Brilliant internal LED illumination
- Adjustable temperature controller
- Rear temperature display
- Adjustable chrome plated shelves
- Rear sliding doors



ERD97 / ERD98 Side



ERD97 Front



ERD98 Front

Code	ERD97	ERD98
Gross capacity (L)	120	160
Temperature range (°C)	30-90	30-90
Rated input power (W)	1100	1500
Rated current (A)	4.75	6.3
Rated frequency (Hz)	50	50
Rated voltage (V)	220-240	220-240
Lamp power (W)	2 (LED)	2.5 (LED)
Dimensions (mm)	678W x 568D x 686H	857W x 568D x 686H
Net weight (kg)	35	81



ERD89



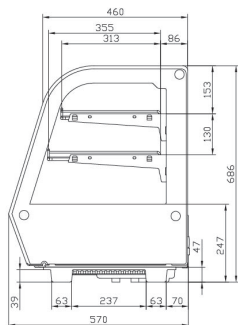
ERD90

ERD89 & ERD90

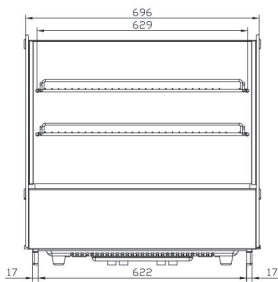
CURVED BENCHTOP COLD DISPLAY CABINETS

STANDARD FEATURES

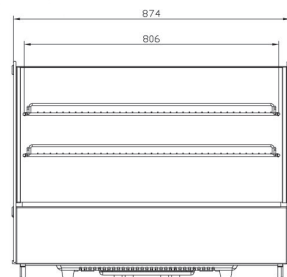
- Stainless steel
- Brilliant internal LED illumination
- Digital temperature controller and display
- Adjustable chrome plated shelves
- Double glazed glass with rear sliding doors
- Ventilated cooling system and automatic defrost



ERD89 / ERD90 Side



ERD89 Front



ERD90 Front

Code	ERD89	ERD90
Gross capacity (L)	120	160
Temperature range (°C)	0-12	0-12
Rated input power (W)	160	160
Power consumption (kWh/day)	4.2	4.2
Rated current (A)	1.2	1.2
Rated frequency (Hz)	50	50
Rated voltage (V)	230-240	230-240
Refrigerant	R600a	R600a
Lamp power (W)	2 (LED)	2.5 (LED)
Type of climate	4	4
Dimensions (mm)	702W x 568D x 686H	880W x 568D x 686H
Net weight (kg)	57	66

ERD92

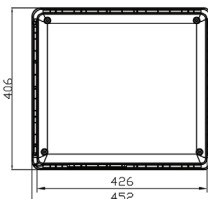
SQUARE WHITE BENCHTOP COLD DISPLAY CABINET

STANDARD FEATURES

- Internal top lighting and 2 x LED side lights
- Digital temperature controller and display
- Adjustable PVC coated shelves
- Double glass
- Ventilated cooling system
- Automatic defrost
- External air duct to reduce condensation on the glass

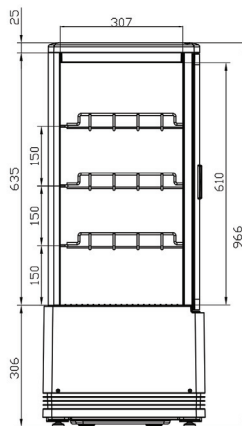


ERD92

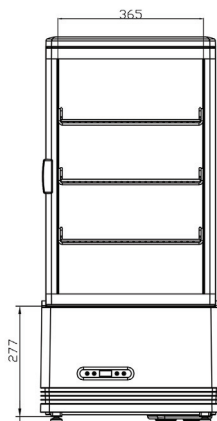


ERD92 Footprint

Code	ERD92
Gross capacity (L)	78
Temperature range (°C)	0-12
Rated input power (W)	190
Power consumption (kW h/day)	3.7
Rated current (A)	1.46
Rated frequency (Hz)	50
Rated voltage (V)	220-240
Refrigerant	R134a
Lamp power (W)	144*2 (LED) +11
Type of climate	4
Dimensions (mm)	452W x 406D x 966H
Net weight (kg)	36



ERD92 Side



ERD92 Front

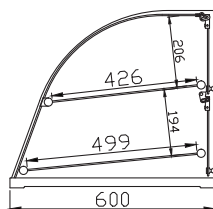
ERD96

AMBIENT BENCHTOP DISPLAY CABINET

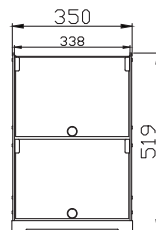
Capacity: 70L
Stainless frame and base
Dimensions: 350W x 600D x 520mmH
Net weight: 13kg



ERD96



ERD96 Side



ERD96 Front