

XU

Undercounter Dishwasher

STARLINE

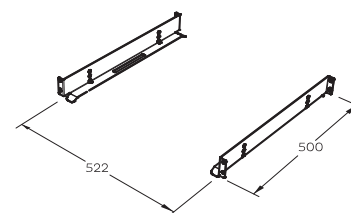
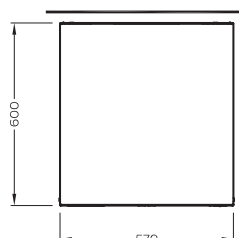
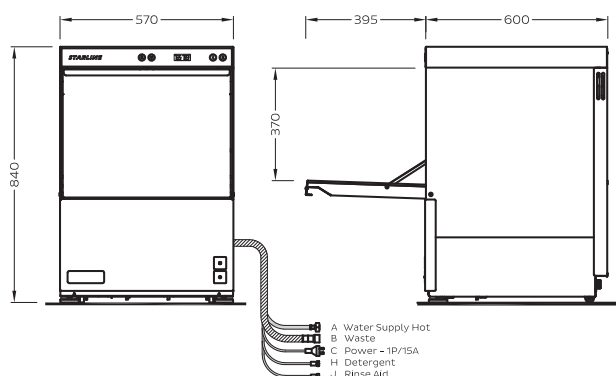
by WASHTECH



STANDARD FEATURES

1 and 2 minute cycles
 Washtech hybrid controls
 Dual chemical pumps
 Hands-free auto drain with drain pump
 Compatible with 500mm racks
 370mm clearance
 0.5HP wash pump
 Heavy-duty stainless steel construction
 Lower stainless steel wash and drain filter basket

1x 500mm dish rack (600 70028)
 1x 500mm cup rack (600 70029)
 1x cutlery container (C660503)



SPECIFICATIONS

A - Hot Water

Temperature	65°C
Connection	3/4" male, hose supplied
Pressure	200-350kPa
Flow	20L per minute
Backflow prevention	Atmospheric vacuum breaker
Consumption	2.2L per cycle*

D - Drainage

Drain pump flexi-hose	25mm
-----------------------	------

C - Electrical

V	Hz	A/ph	Max kW
---	----	------	--------

Single phase	240	50	15	3.00
--------------	-----	----	----	------

Dimensions

Width (mm)	570
Depth (mm)	600
Height (mm)	840
Weight (kg)	54
Volume (m3)	0.37

Water Quality

	Min	Max
pH	7	8
Hardness	20	100
Cl-		100
SO4		400
Fe		0.1
Mn		0.5
Cu		0.05
Cl2		0.1

*Water consumption rates may vary based on site conditions.
 Isolating switch must be within 1m of, and not directly behind, the machine.
 Refer to operator manual for installation instructions.

In line with policy to continually develop and improve its products,
 Washtech reserves the right to change specifications and design without
 notice.