


Heat Lamp

Woodson heat lamps provide optimum heat and lighting to all food preparation and serving areas.



W.HLU1

FEATURES & BENEFITS

- Replaceable 300 watt quartz infra-red lamps for wiring in parallel
- Heat Lamp assemblies include full stainless steel channel and on/off switch



W.HLA900

SPECIFICATIONS

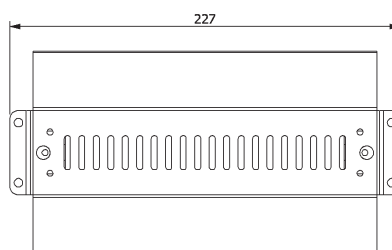
W.HLU1 & CMEL.0885

kW 0.3 Amps 10
Width 230 Depth 120 Height 75

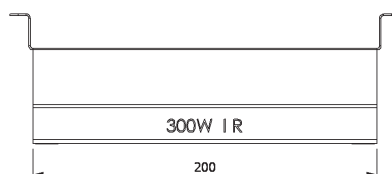
W.HLA900
kW 0.6 Amps 10
Width 900 Depth 120 Height 110

W.HLA1200
kW 0.9 Amps 10
Width 1200 Depth 120 Height 110

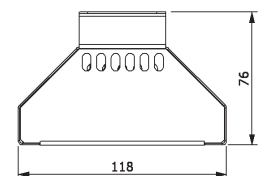
W.HLA1500
kW 0.9 Amps 10
Width 1500 Depth 120 Height 110



Top View



Front View



Side View

Dealer:

We reserve the right to alter specifications of products without notice. All dimensions are in mm.